



ISTITUTO NAZIONALE DI RICERCA METROLOGICA Repository Istituzionale

Spatial Bloch Oscillations of a Quantum Gas in a “Beat-Note” Superlattice

This is the author's accepted version of the contribution published as:

Original

Spatial Bloch Oscillations of a Quantum Gas in a “Beat-Note” Superlattice / Masi, L.; Petrucciani, T.; Ferioli, G.; Semeghini, G.; Modugno, G.; Inguscio, M.; Fattori, M.. - In: PHYSICAL REVIEW LETTERS. - ISSN 0031-9007. - 127:2(2021). [10.1103/physrevlett.127.020601]

Availability:

This version is available at: 11696/83320 since: 2025-02-03T08:17:18Z

Publisher:

APS

Published

DOI:10.1103/physrevlett.127.020601

Terms of use:

This article is made available under terms and conditions as specified in the corresponding bibliographic description in the repository

Publisher copyright

(Article begins on next page)

Spatial Bloch oscillations of a quantum gas in a “beat-note” superlattice

L. Masi,¹ T. Petrucciani,² G. Ferioli,¹ G. Semeghini,¹ G. Modugno,^{1,2,3} M. Inguscio,^{1,2,4} and M. Fattori^{1,2,3}

¹*CNR Istituto Nazionale Ottica, 50019 Sesto Fiorentino, Italy*

²*European Laboratory for Nonlinear Spectroscopy (LENS), 50019 Sesto Fiorentino, Italy*

³*Department of Physics and Astronomy, University of Florence, 50019 Sesto Fiorentino, Italy.*

⁴*Department of Engineering, Campus Bio-Medico University of Rome, 00128 Rome, Italy.*

(Dated: May 6, 2021)

We report the experimental realization of a new kind of optical lattice for ultra-cold atoms where arbitrarily large separation between the sites can be achieved without renouncing to the stability of ordinary lattices. Two collinear lasers, with slightly different commensurate wavelengths and retroreflected on a mirror, generate a superlattice potential with a periodic “beat-note” profile where the regions with large amplitude modulation provide the effective potential minima for the atoms. To prove the analogy with a standard large spacing optical lattice we study Bloch oscillations of a Bose Einstein condensate with negligible interactions in the presence of a small force. The observed dynamics between sites separated by ten microns for times exceeding one second proves the high stability of the potential. This novel lattice is the ideal candidate for the coherent manipulation of atomic samples at large spatial separations and might find direct application in atom-based technologies like trapped atom interferometers and quantum simulators.

Optical lattices are powerful tools to study and manipulate ultra-cold gases [1]. They are used to investigate superfluidity in quantum gases [2, 3], to study non-linear dynamics of matter waves [4], to perform quantum simulation of solid-state physics models [5] and to operate atom interferometers for high precision measurements of forces [6] and fundamental constants [7, 8]. The optical interference on which optical lattices are based determines their key stability properties. Optical lattices created by retro-reflecting a laser beam of wavelength λ on a single mirror are particularly appealing since the lattice period is exactly $\lambda/2$, is strongly immune to beam pointing instabilities [9] and the phase noise can be suppressed by stabilizing the mirror motion [6]. In addition, the residual intensity noise of optical lattices is normally not an issue, since it induces common-mode fluctuations of the site potentials. The spatial periodicity of optical lattices based on counterpropagating beams is limited to the range from 0.2 to 0.7 μm with only few exceptions [10], mainly due to the available narrow-linewidth laser sources. There is however a strong interest in [creating periodic potentials with larger separations between the different sites](#) for a variety of applications ranging from trapped-atom interferometry, [where the device sensitivity scales proportionally to the separation of the trapped modes](#) [11], atomtronics [12], [quantum simulation of Hubbard-like models](#) [13–16], [studies on low dimensional systems](#) [17] and quantum computing [18, 19]. This has led to the realization of different kinds of trapping potentials using acousto-optic deflectors [20], spatial light modulators [21], laser beams crossing at small angles [22] and magnetic traps [23]. However none of these methods can offer the stability of optical lattices realized with counterpropagating laser beams.

In this work we demonstrate an innovative, large-spacing optical superlattice based on the beating note between two retroreflected optical lattices with slightly

different wavelengths λ_1 and λ_2 , i.e. $|\lambda_1 - \lambda_2| < \lambda_{1,2}$. We show that, when the two wavelengths fulfill the condition $n\lambda_1 = (n+1)\lambda_2$ with n integer, the resulting potential is periodic and, for sufficiently low lattice depths, the energy spectrum of the superlattice is equal to the one of an optical lattice with wavelength $n\lambda_1$. Working with $n = 20$ and standard laser wavelengths around 1 μm , we realize an effective lattice period around 10 μm . Our “beat-note” superlattice (BNSL) is analog to the well-known superlattices that have revolutionized the field of semiconductors [24], allowing to create effective lattice periods one order of magnitude larger than the intrinsic one [25]. Similar approaches have been used also in optics using multilayer dielectric structures to observe transport phenomena typical of charged particles using light waves [26, 27]. In quantum gases experiments, second harmonic superlattices, i.e. for $n = 1$, have been used to create arrays of double well potentials [28].

To investigate the properties of the BNSL, we prepare a Bose-Einstein condensate in its ground state, we employ it to measure the energy gaps between the first three bands and we study Bloch oscillations in the presence of an external force. These measurements demonstrate that the BNSL is equivalent to a standard lattice up to depths of the order of the recoil energy of the two combined lattices. Moreover, when cancelling the interatomic interactions by means of a magnetic Feshbach resonance, the dynamics exhibits a coherence up to 1 s, demonstrating how this new technique provides very stable potentials with an arbitrarily long periodicity. [The experimental measurements are compared to numerical simulations, which are also useful to assess the behavior of the BNSL in the large depth limit.](#)

The superposition of two standing waves with the same optical depth V_0 and with a relative phase ϕ provides a

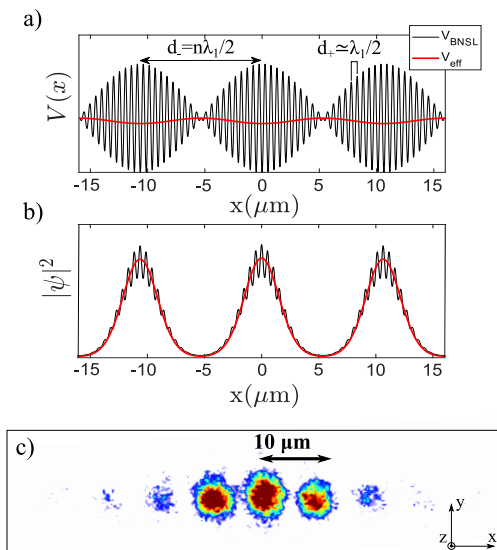


FIG. 1. a) Plot of the beat-note optical lattice (thin line) and the correspondent effective potential V_{eff} (thick line). b) Profile of the ground-state atomic wavefunction in the presence of a BNSL with a depth $V_0 = 0.5E_{R+}$ (thin line) and in the presence of a standard large spacing optical lattice with a depth equal to the effective depth of the BNSL (thick line). c) Density distribution of a non interacting condensate in the ground state of the BNSL that shows the spatial modulation with a period of $10 \mu\text{m}$.

trapping potential for the atoms

$$V(x) = V_0[1 - \cos(k_-x - \phi) \cos(2k_+x + \phi)] \quad (1)$$

with $k_+ = (k_1 + k_2)/2$, $k_- = k_2 - k_1$ and $k_{1,2} = 2\pi/\lambda_{1,2}$ [29]. The potential is the sum of a constant term V_0 plus a sinusoidal one with a fast spatial modulation of periodicity $d_+ = \pi/k_+$ and with an amplitude varying over a distance $d_- = \pi/k_-$. When the two wavelengths fulfill the commensurability condition $n\lambda_1 = (n+1)\lambda_2$, the potential is periodic over a distance $d_- = n\lambda_1/2$ realizing a BNSL (see Fig. (1a)). As pointed out in [30], a quantum particle evolving in a potential with a periodic spatial modulation experiences an attractive effect in comparison to a constant one with the same average value. The reason is that, although the modulation naturally increases the kinetic energy due to a coupling to high momentum states, the resultant modulation of the wavefunction, with maxima localized at the minima of the trap, causes a stronger reduction of the potential energy. In the perturbative limit, i.e. $V_0 \ll E_{R+}$ with $E_{R+} = \hbar^2 k_+^2 / 2m$, this attractive effect can be quantified with a negative potential equal to the square of the modulation amplitude divided by $8E_{R+}$ [29, 31]. As a consequence, we can approximate Eq.(1) with the effective potential

$$V_{eff}(x) = V_0 - \frac{V_0^2 \cos^2(k_-x - \phi)}{8E_{R+}} \quad (2)$$

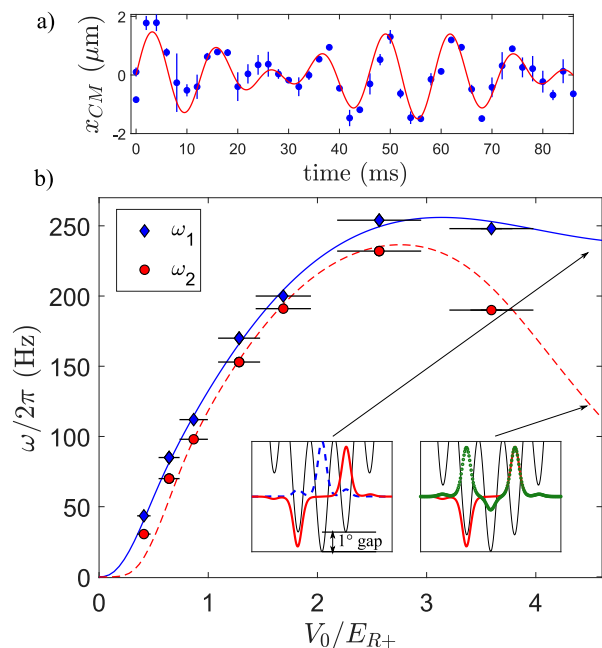


FIG. 2. a) Center of mass oscillation of a BEC trapped in a single site of the BNSL. The evolution is the result of the beating between the frequencies related to the first two energy gaps of the spectrum ω_1 and ω_2 . The line is a fit to the data. b) Measured values of ω_1 and ω_2 as a function of V_0 compared with the theoretical values, line and dashed line respectively. Error bars on the lattice depth take into account the uncertainties of the beam size on the atoms and of the optical power. The insets show the BNSL potential around the minimum and compare two by two the wavefunctions of the first three on-site energy eigenstates for $V_0 = 4E_{R+}$, using dashed, solid and dotted lines respectively.

which is equivalent to the one of an optical lattice with periodicity d_- . The low V_0 limit implies that the tunneling between local minima of the potential in Eq.(1) is larger than the on-site energies such that the wavefunction is minimally affected by the fast spatial modulation of the trap (see Fig. 1b). This is no longer true for $V_0 \simeq E_{R+}$ where the perturbative approach of Eq. (2) cannot be applied. However, by rescaling the energies with an effective mass, the first bands of the BNSL continue to map onto those of a single wavelength lattice [29]. Interestingly, for $V_0 \gg E_{R+}$, the lowest states of the BNSL are strongly localized by the short-period lattice, but their separation is set by the large spacing lattice. This opens interesting perspectives for the creation of strongly confined systems with macroscopic separation [29].

In order to study the properties of the BNSL in the low V_0 limit we employ techniques similar to those we used previously with long-period lattices based on angled laser beams [11]. We work with a Bose-Einstein condensate of ^{39}K in the state $|1, 1\rangle$ where the interatomic interactions can be tuned close to zero exploiting a broad magnetic Feshbach resonance at 400 G [32, 33]. Once we have

evaporatively cooled the gas to condensation, we adiabatically ramp up two optical lattices along the x axis (see Fig. (1c)) with wavelengths $\lambda_1 = 1064.5$ nm and $\lambda_2 = 1013.7$ nm. A dipole trap beam that propagates along the same axis provides a radial harmonic potential with $\omega_{y,z} \approx 2\pi \cdot 200$ Hz. The two lattices provide a BNSL with $d_+ \simeq 0.5 \mu\text{m}$ and $d_- = 10.6 \mu\text{m}$ with $n = 20$. Since the position of the effective minima depends on the relative phase ϕ between the two combined lattices, both the laser frequencies are locked to the same reference cavity with a relative stability of the order of ten kHz and tuned to provide $\phi = 0$ [29]. We finally detect the in-situ atomic density from the orthogonal z direction (see Fig. (1c)), ramping up the optical lattices to a final depth $V_0 \sim 200$ nK $\approx E_{R^+} \sim 220$ nK. The observed spatial separation of $10 \mu\text{m}$ between independent condensates localized in the effective sites of the BNSL confirms our expectations.

In our system we cannot calibrate the lattice depth using standard techniques based on atomic diffraction, since the **initial size** of the condensate is smaller than d_- . We therefore use a different method based on the study of the oscillation frequency of the condensate in a single site of the BNSL, in regimes where the tunneling energy J_{eff} to neighbouring sites is negligible. The dynamics is simply triggered by a sudden shift of the minima of the potential. A typical measurement is shown in Fig.2a) where we intentionally shift the minima by an amount sufficiently large to project the initial condensate wavefunction on the first three bands. The center of mass oscillation of the gas is then characterized by the beating of two frequencies that correspond to the first two energy gaps. In Fig.2b) we compare the measured values with the theoretical expectations. If $V_0 \lesssim E_{R^+}$, according to Eq. (2), the effective potential is sinusoidal and its anharmonicity leads to two slightly distinct frequencies that scale with the square root of V_{eff} , i.e. linearly with V_0 . For larger values of V_0 , where the analogy with a large spacing standard lattice is no longer valid, the first energy gap of the BNSL deviates from the linear behaviour, while the second one reaches a maximum and then decreases to zero. In the left inset of Fig.2b) we understand that the first gap becomes asymptotically equal to the potential shift of the two sites adjacent to the one with the lowest energy. The reduction of the second gap is instead due to the negligible energy difference between the antisymmetric and symmetric states of the second and third band respectively, as shown in the right inset of Fig.2b).

In order to prove the analogy between a BNSL and a single wavelength large spacing optical lattice in the low V_0 limit, we finally need to measure J_{eff} and observe the coherent dynamics between its different sites. We then perform spatial Bloch oscillations, **starting with a condensate loaded in a single site of the BNSL and detecting the subsequent oscillation of the density distribution, which spans few sites of the BNSL, driven by an external force** [34–36]. **In the following we describe the experimental**

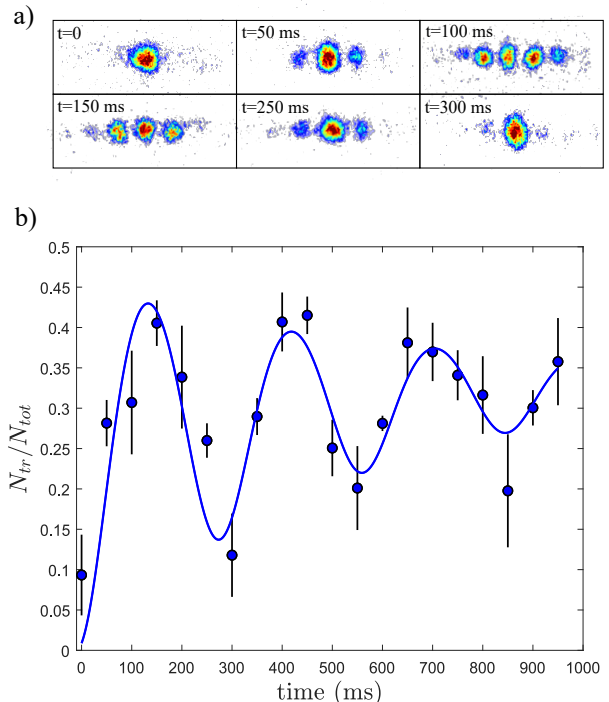


FIG. 3. a) Absorption images of the BEC during a spatial Bloch oscillation in presence of an external force, characterized by a breathing motion of the width. In b) we report the time evolution of fractional atom number in the starting site N_0 and the sum of the populations in the neighbouring sites N_{tr} . The solid line is a fit performed using Eq. (3) times an additional exponential decay of the amplitude. The error bars represent the statistical uncertainty and correspond to the standard deviation of the mean.

procedure. We implement a condensate of $N \simeq 5 \cdot 10^3$ and an initial depth of the BNSL $V_0 \approx 1.5 E_{R^+}$, which ensures a negligible tunneling between neighbouring sites. A spurious external magnetic field gradient that causes an acceleration $\approx 10^{-2}g$, where $g = 9.81 \text{ m/s}^2$, is compensated by the optical force provided by the dipole trap propagating along the x axis whose focus position is shifted with respect to the condensate by a distance equal to the Rayleigh range of the beam. In this way, by tuning the intensity of the dipole trap, we can finely adjust the total external force F around zero, both in magnitude and sign, over a range of $\pm 5 \cdot 10^{-4} mg$ [29]. Once set the working value of the force, we switch off the dipole trap that provides confinement along x and we decrease the BNSL depth to $V_0 = 70(\pm 2)$ nK $\sim 0.3 E_{R^+}$. The procedure is performed adiabatically with respect to the trapping frequencies of a single site but on a time-scale much shorter than the Bloch period. During the oscillation we reduce the scattering length **to the level of $0.05 a_0$, where a_0 is the Bohr radius, in order to minimize the decoherence induced by interactions** [37]. In Fig.3a) we report examples of absorption images of the condensate during one Bloch oscillation. Since at $t = 0$ all the atoms are localized in a single site, the center of mass motion is frozen and we

observe only a symmetric breathing evolution of the size [34, 36]. The on-site fractional populations evolve in time as [36]:

$$n_i(t) = \left| \mathcal{J}_l \left(\frac{4J_{eff}}{\delta} \sin \left(\frac{\delta t}{\hbar} \right) \right) \right|^2 \quad (3)$$

where \mathcal{J}_l are Bessel functions of the first kind and $\delta = Fd_-$ is the energy difference between neighbouring sites. Experimentally we count the atoms that remain in the starting well N_0 and the ones that tunnel to the other sites N_{tr} . In Fig.3b) we report a typical time evolution of $N_{tr} = \sum_{i \neq 0} (N_{+i} + N_{-i})$ in unit of the total number N_{tot} at each time. We observe a clear oscillation with the average amplitude reducing on a timescale of ≈ 1 s. To our knowledge the observed dynamics is characterized by the longest coherence time reported in the literature for trapped condensates separated by a distance of tens of microns [20, 39–42]. **These results prove the high intrinsic stability of the BNSL.** The observed decay of the oscillation contrast might be due the presence of a spurious harmonic potential of the order of 1 Hz along the x axis. Another source of decoherence could be the residual interaction energy. Bloch oscillations using more homogeneous forces and experiments performed with variable atom numbers will allow to identify what is currently limiting the performance of our Bloch oscillations interferometer.

We fit the data with a phenomenological model that includes Eq. (3) and an exponential decay of the amplitude toward a steady state population [29]. From the fit we can estimate the Bloch period t_B , that is related to the external force via the relation $t_B = \hbar/\delta = \hbar/(Fd_-)$, and the amplitude of oscillation A , that is linked to the tunneling energy via the equality $A = 4J_{eff}/\delta$ (see Eq.3). We finally investigate the linear dependence of δ on the external force F , calibrated as a function of the dipole trap power performing time of flight experiments (see [29]). Results are reported in Fig.4a), where the dotted line indicates the theoretical predictions, while the shaded area takes into account the uncertainty in the calibration of the external force. Note that only a limited range of forces has been explored because outside it, the small depth $V_{eff} \approx 3$ nK $\sim 0.015E_{R^+}$ implemented, would cause Landau-Zener interband transitions and atom losses. This could be prevented increasing V_0 , but the consequent reduction of the tunneling energy J_{eff} would reduce also A and the visibility of the spatial oscillations. In Fig.4b) we finally plot the amplitude A as a function of δ and compare the results with the values we expect from the estimation $J_{eff} = (0.7 \pm 0.05)$ Hz, derived from the experimental calibration of V_0 . We note that a good agreement is achieved in both plots, although a deviation of the measurements from the expected values is observed for Bloch frequencies ≈ 2 Hz. For small values of the force, precise measurements are currently limited by the decoherence sources described above.

In conclusion, we reported the realization of an innovative superlattice based on the beat-note between two retro-

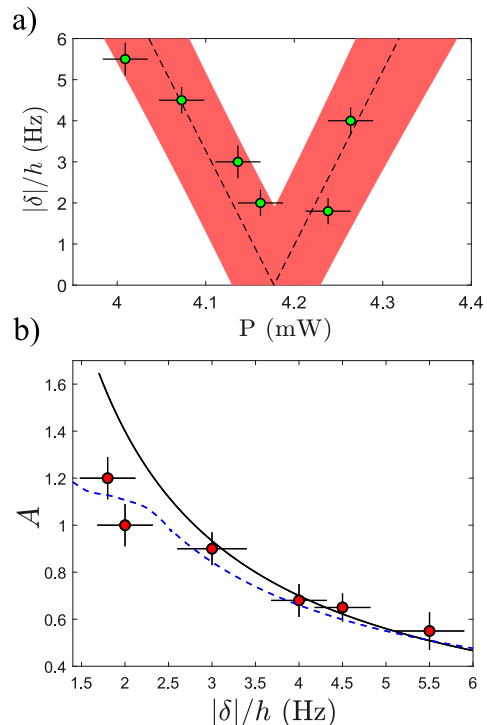


FIG. 4. a) Energy difference between lattice sites (dots) derived from the Bloch frequency measurements as a function of the optical power of the beam used to tune the external force. The horizontal error bars corresponds to the uncertainty on the optical power. The dotted line is the theoretical prediction for the best fit parameter provided by the calibration and the shaded area takes into account its undetermination [29]. b) Amplitude of the oscillation A as a function of the energy difference between lattice sites. The error bars correspond to the uncertainty of the amplitude and the frequency provided by the fit of the oscillations. The solid line corresponds to $A = 4J_{eff}/\delta$. At lower values of δ the effect of force inhomogeneities are more significant and both frequency and amplitude deviate from theory. The dashed line is the result of numerical simulations where a longitudinal harmonic potential of 1.5 Hz is included.

flected laser beams with commensurate wavelengths. Our studies prove that the resulting potential is equivalent to a large-spacing single-wavelength optical lattice in the limit of small depths, i.e. $V_0 < E_{R^+}$. For larger values of V_0 , BNSLs can be used to create arrays of atomic ensembles with negligible tunneling between the sites. The high stability of a BNSL is demonstrated observing the longest coherent evolution ever reported for a BEC trapped in spatial modes separated by tens of microns. We expect that BNSLs will strongly contribute to the improvement of the sensitivity of trapped atom interferometers [43], for example realizing arrays of double wells potentials with two collinear BNSLs with a periodicity of one twice the other [44]. In addition, the intrinsic stability of BNSLs makes them a valuable tool for the precise manipulation of atoms at large distances in several future quantum technologies [45–47].

ACKNOWLEDGMENTS

We thank all our colleagues of the Quantum Degenerate Group at LENS for support, M. Modugno for inspiring discussions during the early stages of this study and

D. Trypogeorgos for careful reading of the manuscript. This work was supported by the project TAIOL of QuantERA ERA-NET Cofund in Quantum Technologies (Grant Agreement No. 731473) implemented within the European Unions Horizon 2020 Programme.

-
- [1] O. Morsch and M. Oberthaler, *Reviews of modern physics* **78**, 179 (2006).
- [2] B. Wu and Q. Niu, *Phys. Rev. A* **64**, 061603(R) (2001).
- [3] S. Burger, F. S. Cataliotti, C. Fort, F. Minardi, M. Inguscio, M. L. Chiofalo, and M. P. Tosi, *Phys. Rev. Lett.* **86**, 4447 (2001).
- [4] B. Eiermann, P. Treutlein, T. Anker, M. Albiez, M. Taglieber, K.-P. Marzlin, and M. K. Oberthaler, *Phys. Rev. Lett.* **91**, 060402 (2003).
- [5] C. Gross and I. Bloch, *Science* **357**, 995 (2017).
- [6] A. Peters, K. Chung, and S. Chu, *Nature (London)* **400**, 849 (1999).
- [7] G. Rosi, F. Sorrentino, L. Cacciapuoti, M. Prevedelli, and G. Tino, *Nature* **510**, 518 (2014).
- [8] P. Cladé, E. de Mirandes, M. Cadoret, S. Guellati-Khélifa, C. Schwob, F. Nez, L. Julien, and F. Biraben, *Phys. Rev. Lett.* **96**, 033001 (2006).
- [9] O. Hosten, R. Krishnakumar, N. J. Engelsen, and M. A. Kasevich, *Science* **352**, 1552 (2016).
- [10] R. Scheunemann, F. S. Cataliotti, T. W. Hänsch, and M. Weitz, *Phys. Rev. A* **62**, 051801(R) (2000).
- [11] G. Spagnolli, G. Semeghini, L. Masi, G. Ferioli, A. Trenkwalder, S. Coop, M. Landini, L. Pezzè, G. Modugno, M. Inguscio, A. Smerzi, and M. Fattori, *Phys. Rev. Lett.* **118**, 230403 (2017).
- [12] L. Amico, G. Birkel, M. Boshier, and L.-C. Kwek, *New Journal of Physics* **19**, 020201 (2017).
- [13] S. Blatt, A. Mazurenko, M. F. Parsons, C. S. Chiu, F. Huber, and M. Greiner, *Phys. Rev. A* **92**, 021402(R) (2015).
- [14] J. Vijayan, P. Sompert, G. Salomon, J. Koepsell, S. Hirthe, A. Bohrdt, F. Grusdt, I. Bloch, and C. Gross, *Science* **367**, 186 (2020), <https://science.sciencemag.org/content/367/6474/186.full.pdf>.
- [15] T. A. Hilker, G. Salomon, F. Grusdt, A. Omran, M. Boll, E. Demler, I. Bloch, and C. Gross, *Science* **357**, 484 (2017), <https://science.sciencemag.org/content/357/6350/484.full.pdf>.
- [16] G. Salomon, J. Koepsell, J. Vijayan, T. Hilker, J. Nespolo, L. Pollet, I. Bloch, and C. Gross, *Nature (London)* **565**, 56 (2019).
- [17] Z. Hadzibabic, P. Krüger, M. Cheneau, B. Battelier, and J. Dalibard, *Nature (London)* **441**, 1118 (2006).
- [18] L. Henriët, L. Beguin, A. Signoles, T. Lahaye, A. Browaeys, G.-O. Raymond, and C. Jurczak, *Quantum* **4**, 327 (2020).
- [19] H. Levine, A. Keesling, G. Semeghini, A. Omran, T. T. Wang, S. Ebadi, H. Bernien, M. Greiner, V. Vuletić, H. Pichler, and M. D. Lukin, *Phys. Rev. Lett.* **123**, 170503 (2019).
- [20] Y. Shin, M. Saba, T. A. Pasquini, W. Ketterle, D. E. Pritchard, and A. E. Leanhardt, *Phys. Rev. Lett.* **92**, 050405 (2004).
- [21] P. Zupancic, P. M. Preiss, R. Ma, A. Lukin, M. E. Tai, M. Rispoli, R. Islam, and M. Greiner, *Opt. Express* **24**, 13881 (2016).
- [22] M. Albiez, R. Gati, J. Fölling, S. Hunsmann, M. Cristiani, and M. K. Oberthaler, *Phys. Rev. Lett.* **95**, 010402 (2005).
- [23] T. G. Tiecke, M. Kemmann, C. Buggle, I. Shvachuck, W. von Klitzing, and J. T. M. Walraven, *Journal of Optics B: Quantum and Semiclassical Optics* **5**, S119 (2003).
- [24] L. Esaki and R. Tsu, *IBM J. Research Developments* **14**, 61 (1970).
- [25] K. Leo, P. H. Bolivar, P. Bruggemann, R. Schwedler, and K. Koehler, *Solid State Commun.* **84**, 943 (1992).
- [26] R. Sapienza, P. Costantino, D. Wiersma, M. Ghulinyan, C. J. Oton, and L. Pavesi, *Phys. Rev. Lett.* **91**, 263902 (2003).
- [27] M. Ghulinyan, C. J. Oton, Z. Gaburro, L. Pavesi, C. Toninelli, and D. S. Wiersma, *Phys. Rev. Lett.* **94**, 127401 (2005).
- [28] S. Foelling, S. Trotzky, P. Cheinet, M. Feld, R. Saers, A. Widera, T. Mueller, and I. Bloch, *Nature (London)* **448**, 1029 (2007).
- [29] See Supplementary Information.
- [30] V. Novičenko, J. Ruseckas, and E. Anisimovas, *Phys. Rev. A* **99**, 043608 (2019).
- [31] N. Ashcroft and N. Mermin, Holt-Saunders, Philadelphia **16** (1976).
- [32] M. Landini, S. Roy, G. Roati, A. Simoni, M. Inguscio, G. Modugno, and M. Fattori, *Physical Review A* **86**, 033421 (2012).
- [33] C. d'Errico, M. Zaccanti, M. Fattori, G. Roati, M. Inguscio, G. Modugno, and A. Simoni, *New Journal of physics* **9**, 223 (2007).
- [34] P. M. Preiss, R. Ma, M. E. Tai, A. Lukin, M. Rispoli, P. Zupancic, Y. Lahini, R. Islam, and M. Greiner, *Science* **347**, 1229 (2015).
- [35] Z. A. Geiger, K. M. Fujiwara, K. Singh, R. Senaratne, S. V. Rajagopal, M. Lipatov, T. Shimasaki, R. Driben, V. V. Konotop, T. Meier, and D. M. Weld, *Phys. Rev. Lett.* **120**, 213201 (2018).
- [36] T. Hartmann, F. Keck, H. Korsch, and S. Mossmann, *New Journal of Physics* **6**, 2 (2004).
- [37] M. Fattori, C. D'Errico, G. Roati, M. Zaccanti, M. Jonas-Lasinio, M. Modugno, M. Inguscio, and G. Modugno, *Phys. Rev. Lett.* **100**, 080405 (2008).
- [38] P. M. Preiss, R. Ma, M. E. Tai, A. Lukin, M. Rispoli, P. Zupancic, Y. Lahini, R. Islam, and M. Greiner, *Science* **347**, 1229 (2015).
- [39] T. Schumm, S. Hofferberth, L. M. Andersson, S. Wildermuth, S. Groth, I. Bar-Joseph, J. Schmiedmayer, and P. Krüger, *Nat. Phys.* **1**, 57 (2005).
- [40] G.-B. Jo, Y. Shin, S. Will, T. A. Pasquini, M. Saba, W. Ketterle, D. E. Pritchard, M. Vengalattore, and M. Prentiss, *Phys. Rev. Lett.* **98**, 030407 (2007).
- [41] F. Baumgärtner, R. J. Sewell, S. Eriksson, I. Llorente-Garcia, J. Dingjan, J. P. Cotter, and E. A. Hinds, *Phys.*

- Rev. Lett. **105**, 243003 (2010).
- [42] T. Berrada, S. van Frank, R. Bücke, T. Schumm, J.-F. Schaff, and J. Schmiedmayer, Nature communications **4**, 2077 (2013).
- [43] I. Nałęcz, L. Masi, G. Ferioli, T. Petrucciani, M. Fattori, and J. Chwedeńczuk, Phys. Rev. A **102**, 033318 (2020).
- [44] A. Trenkwalder, G. Spagnolli, G. Semeghini, S. Coop, M. Landini, P. Castilho, L. Pezze, G. Modugno, M. Inguscio, A. Smerzi, *et al.*, Nature physics **12**, 826 (2016).
- [45] O. Hosten, N. J. Engelsen, R. Krishnakumar, and M. Kasevich, Nature (London) **529**, 505 (2016).
- [46] A. Browaeys and T. Lahaye, Nature Physics **16**, 132 (2020).
- [47] J. Koepsell, J. Vijayan, P. Sompet, F. Grusdt, T. Hilker, E. Demler, G. Salomon, I. Bloch, and C. Gross, Nature (London) **572**, 358 (2019).