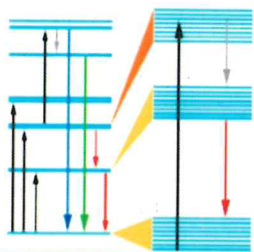


**PRE'17**



7th International Workshop on

**PHOTOLUMINESCENCE IN RARE EARTHS:  
PHOTONIC MATERIALS AND DEVICES (PRE'17)**

November 30 – December 2, 2017 | Rome, Italy



***Program and Abstracts***

*Edited by Giancarlo C. Righini*

*Roma, 2017*

## Fabrication and characterization of single-mode and multi-mode Er-doped phosphate fibers for biomedical applications

Pablo Lopez-Iscoa<sup>1\*</sup>, Ayush Mishra<sup>2</sup>, Nirajan Ojha<sup>3</sup>, Diego Pugliese<sup>1</sup>, Regina Gumenyuk<sup>3</sup>, Nadia G. Boetti<sup>4</sup>, Davide Janner<sup>1</sup>, Jonathan Massera<sup>2</sup>, Bruno Bureau<sup>5</sup>, Catherine Boussard-Plédel<sup>5</sup>, Laeticia Petit<sup>3,6</sup> and Daniel Milanese<sup>1,7</sup>

<sup>1</sup>Dipartimento di Scienza Applicata e Tecnologia (DISAT) and UdR INSTM, Corso Duca degli Abruzzi 24, 10129 Torino, Italy

<sup>2</sup>Faculty of Biomedical Sciences and Engineering, Tampere University of Technology, Korkeakoulunkatu 10, FI-33720 Tampere, Finland

<sup>3</sup>Laboratory of Photonics, Tampere University of Technology, Korkeakoulunkatu 3, 33720 Tampere, Finland

<sup>4</sup>Istituto Superiore Mario Boella, Via P. C. Boggio 61, 10134 Torino, Italy

<sup>5</sup>Equipe Verres et Céramiques, UMR-CNRS 6226, Institut des Sciences Chimiques de Rennes, Université de Rennes I, Avenue du Général Leclerc, F-35042 Rennes Cedex, France

<sup>6</sup>nLIGHT Corporation, Sorronrinne 9, 08500 Lohja, Finland

<sup>7</sup>IFN - CNR, CSMFO Lab., Via alla Cascata 56/C, 38123 Povo (TN), Italy

\*pablo.lopeziscoa@polito.it

Keywords: bioactive phosphate glass, erbium, optical fiber

Phosphate glasses are materials of interest for the engineering of photonic devices, due to their easy processing, good thermal stability, excellent optical properties and high rare-earth ions solubility. Besides, phosphate glasses with a P<sub>2</sub>O<sub>5</sub> content of 50 mol% have been shown to be bioactive, degradable and suitable for fiber drawing [1]. However, up to now only few studies that combine both biocompatibility and suitable optical properties have been reported [2]–[4]. The goal of our study is to study novel bioactive and biodegradable phosphate glass compositions which could be used to fabricate bioactive fiber sensors and lasers for healthcare applications.

In this presentation, we will report on the synthesis and characterization of different Er<sup>3+</sup>-doped bioactive phosphate glasses. The changes in their thermal, structural and luminescence properties with the addition of Al<sub>2</sub>O<sub>3</sub>, TiO<sub>2</sub> or ZnO are presented. We will show that the addition of ZnO leads to an increase of the intensity of the emission at 1540 nm, which is thought to be related to the Er<sup>3+</sup> ions solubility. The investigated glasses also possess good thermal stability, making them suitable for the fabrication of fibers. Based on these results, the Zn glass has proved to be a good glass candidate for preform fabrication (see Figure 1) and fiber drawing. Single-mode and multi-mode core/cladding optical fibers with inner/outer diameters of around 20/120 μm and 50/125 μm were successfully drawn, respectively.

Figure 2 represents the optical microscope images of the single-mode (a) and multi-mode (b) fiber cross-sections. We will report on the luminescence studies carried out after selective etching of the cladding of the optical fibers. Preliminary results concerning the changes of the fiber diameter and the spectroscopic properties as a function of immersion time in different solutions will be reported.

The research leading to these results has received funding from: the European Union's Horizon 2020 research and innovation programme under the Marie Skłodowska-Curie grant agreement No. 642557; Politecnico di Torino through the Interdepartmental Centre "PhotoNext". The authors acknowledge the COST Action MP1401 "Advanced Fibre Laser and Coherent Source as Tools for Society, Manufacturing and Lifescience" for the partial support of this research effort. LP acknowledges the Academy of Finland ("Competitive funding to strengthen university research profiles" -310359 and Academy project-308558).

### References

- [1] C. Vitale-Brovarone, G. Novajra, D. Milanese, J. Lousteau, J. C. Knowles, *Mater. Sci. Eng., C*, **31**, 434-442 (2011).
- [2] J. Massera, Y. Shpotyuk, F. Sabatier, T. Jouan, C. Boussard-Plédel, C. Roiland, B. Bureau, L. Petit, N. G. Boetti, D. Milanese, L. Hupa, *J. Non-Cryst. Solids*, **425**, 52-60 (2015).
- [3] E. Ceci-Ginistrelli, D. Pugliese, N. G. Boetti, G. Novajra, A. Ambrosone, J. Lousteau, C. Vitale-Brovarone, S. Abrate, D. Milanese, *Opt. Mater. Express*, **6**, 2040-2051 (2016).
- [4] P. Lopez-Iscoa, L. Petit, J. Massera, D. Janner, N. G. Boetti, D. Pugliese, S. Fiorilli, C. Novara, F. Giorgis, D. Milanese, *J. Non-Cryst. Solids*, **460**, 161-168 (2017).

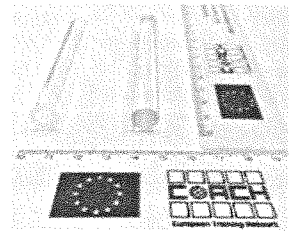


Figure 1 Preforms of the cladding and the core

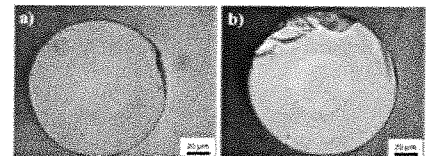


Figure 2 Single-mode (a) and multi-mode fibers (b)