



ISTITUTO NAZIONALE DI RICERCA METROLOGICA Repository Istituzionale

A simple algorithm to find the L-curve corner in the regularisation of ill-posed inverse problems

Original

A simple algorithm to find the L-curve corner in the regularisation of ill-posed inverse problems / Cultrera, Alessandro; Callegaro, Luca. - In: IOP SCINOTES. - ISSN 2633-1357. - 1:2(2020), p. 025004. [10.1088/2633-1357/abad0d]

Availability:

This version is available at: 11696/64814 since: 2020-12-30T09:14:04Z

Publisher:

IOP

Published

DOI:10.1088/2633-1357/abad0d

Terms of use:

Visibile a tutti

This article is made available under terms and conditions as specified in the corresponding bibliographic description in the repository

Publisher copyright

(Article begins on next page)

ARTICLE • OPEN ACCESS

A simple algorithm to find the L-curve corner in the regularisation of ill-posed inverse problems

To cite this article: Alessandro Cultrera and Luca Callegaro 2020 *IOPSciNotes* 1 025004

View the [article online](#) for updates and enhancements.

Recent citations

- [Mapping Time-Dependent Conductivity of Metallic Nanowire Networks by Electrical Resistance Tomography toward Transparent Conductive Materials](#)
Gianluca Milano *et al*



ARTICLE

A simple algorithm to find the L-curve corner in the regularisation of ill-posed inverse problems

OPEN ACCESS

RECEIVED
8 May 2020REVISED
22 July 2020ACCEPTED FOR PUBLICATION
6 August 2020PUBLISHED
28 August 2020

Alessandro Cultrera and Luca Callegaro

INRIM—Istituto Nazionale di Ricerca Metrologica, Strada delle Cacce, 91—10135, Torino, Italy

E-mail: a.cultrera@inrim.it**Keywords:** inverse problems, L-curve, electrical resistance tomography, regularisation parameterOriginal content from this work may be used under the terms of the [Creative Commons Attribution 4.0 licence](https://creativecommons.org/licenses/by/4.0/).

Any further distribution of this work must maintain attribution to the author(s) and the title of the work, journal citation and DOI.

**Abstract**

We propose a simple algorithm to locate the ‘corner’ of an L-curve, a function often used to select the regularisation parameter for the solution of ill-posed inverse problems. The algorithm involves the Menger curvature of a circumcircle and the golden section search method. It efficiently finds the regularisation parameter value corresponding to the maximum positive curvature region of the L-curve. The algorithm is applied to some commonly available test problems and compared to the typical way of locating the L-curve corner by means of its analytical curvature. The application of the algorithm to the data processing of an electrical resistance tomography experiment on thin conductive films is also reported.

1. Introduction

The solution $\hat{\mathbf{x}}$ of an ill-posed inverse problem is often searched by means of a regularized least squares functional of the type

$$\hat{\mathbf{x}}_{\lambda} = \arg \min_{\mathbf{x}} \{ \|\mathbf{Ax} - \mathbf{b}\|^2 + \lambda \mathbf{R}(\mathbf{x}) \}, \quad \lambda \in \mathbb{R}, \quad \lambda \geq 0 \quad (1)$$

where $\mathbf{Ax} - \mathbf{b}$ is the vector of residuals between the experimental data vector \mathbf{b} and the reconstructed data \mathbf{Ax} for a given \mathbf{x} . The regularisation term $\mathbf{R}(\mathbf{x})$ renders the problem less sensitive to the noise of \mathbf{b} and find a stable solution. $\mathbf{R}(\mathbf{x})$ represents a cost function, which usually includes prior information about the solution. The scalar factor λ is the *regularisation parameter*, is a weighing factor of $\mathbf{R}(\mathbf{x})$. The choice of λ is crucial for a meaningful solution. As an example, we consider the regularisation method of Tikhonov [1], in which $\mathbf{R}(\mathbf{x}) = \|\mathbf{x}\|^2$. Several methods (see [2, section 7]) have been developed in order to find an optimal tuning of λ for a given problem. Of particular interest is the L-curve method [2, section 7.5] [3], which is one of the best-known heuristic methods for the selection of λ . The L-curve is two-dimensional, parametric in λ , defined by points with cartesian coordinates

$$P(\lambda) = (\xi(\lambda), \eta(\lambda)) \rightarrow \begin{cases} \xi(\lambda) = \log \|\mathbf{Ax} - \mathbf{b}\|^2 \\ \eta(\lambda) = \log \|\mathbf{x}\|^2 \end{cases} \quad (2)$$

The point of maximum positive curvature $P(\lambda_{\text{opt}})$, the ‘corner’, can be associated to the optimal reconstruction parameter, say λ_{opt} . The underlying concept is that the ‘corner’ represents a compromise between the fitting to the data and the amount of regularisation applied to the problem [4]. Numerical search algorithms have been proposed for the estimation of λ_{opt} ; among them, we mention the splines method [3, 5], the triangle method [6] and the L-ribbon method [7]. The adoption of the L-curve approach to deal with diverse ill-posed inverse problems is an ongoing research topic [8, 9]. Here we propose an alternative method, and its very simple implementation, to locate the L-curve corner. It is based on an iterative estimation of the local curvature of the L-curve from three sampled points with an update rule based on the golden section search. The method has a small computational effort since it reduces the number points of the L-curve explicitly computed. The following gives a description of the algorithm and its application on both typical test problems, and a reconstruction problem of electrical resistance tomography.

2. Algorithm

The algorithm 1 is written in pseudo-code. Algorithm 1 calls two functions. Function $P=1_curve_P(\lambda)$ is based on the the specific regularisation problem being solved; it is assumed that at each call, given as input the regularisation parameter λ it solves the system (1) and provides as output the point $P(\lambda)$, i.e. the coordinates $\xi(\lambda)$ and $\eta(\lambda)$ of the L-curve. The function $C_k = menger(P_j, P_k, P_\ell)$ is defined below in section 2.1. The algorithm is iterative and identifies the estimate λ_{opt} in the following λ_{MC} , by means of the definition of curvature given in section 2.1 and the golden section search method, described in section 2.2. ‘MC’ stays for ‘Menger Curvature’.

2.1. Curvature

The function $C_k = menger(P_j, P_k, P_\ell)$ is based on the definition of the curvature of a circle by three points given by Menger [10, 11]. In our case three values $\lambda_j < \lambda_k < \lambda_\ell$ of the regularisation parameter identify three points $P(\lambda_j)$, $P(\lambda_k)$ and $P(\lambda_\ell)$ on the L-curve. We follow the notation of (2) for the coordinates of a generic point $P(\lambda)$. For notational simplicity we make the substitution:

$$\begin{aligned}\xi(\lambda_i) &\rightarrow \xi_i, \\ \eta(\lambda_i) &\rightarrow \eta_i, \\ P(\lambda_i) &\rightarrow P_i.\end{aligned}\tag{3}$$

We define a signed curvature C_k of the circuncircle as

$$C_k = \frac{2 \cdot (\xi_j \eta_k + \xi_k \eta_\ell + \xi_\ell \eta_j - \xi_j \eta_\ell - \xi_k \eta_j - \xi_\ell \eta_k)}{(\overline{P_j P_k} \cdot \overline{P_k P_\ell} \cdot \overline{P_\ell P_j})^{1/2}},\tag{4}$$

where

$$\begin{aligned}\overline{P_j P_k} &= (\xi_k - \xi_j)^2 + (\eta_k - \eta_j)^2, \\ \overline{P_k P_\ell} &= (\xi_\ell - \xi_k)^2 + (\eta_\ell - \eta_k)^2, \\ \overline{P_\ell P_j} &= (\xi_j - \xi_\ell)^2 + (\eta_j - \eta_\ell)^2,\end{aligned}\tag{5}$$

are the euclidean distances between the sampled L-curve points. Note that we choose to index the curvature with the intermediate index (k) of the three points.

2.2. Golden section search

The algorithm is initialized by assigning the search interval $[\lambda_1, \lambda_4]$. Two other values λ_2 and λ_3 are calculated following the golden section method; the calculation is done on the exponents of λ (given $\lambda_i = 10^{x_i}$) to maintain a uniform spacing along the many orders of magnitude covered,

$$\begin{aligned}x_2 &= (x_4 + \varphi \cdot x_1) / (1 + \varphi), \\ x_3 &= x_1 + (x_4 - x_2),\end{aligned}\tag{6}$$

where $\varphi = (1 + \sqrt{5})/2$ is the golden section [12]. Four values of λ define four points on the L-curve and allow to calculate two curvatures, C_2 from $\{P(\lambda_1), P(\lambda_2), P(\lambda_3)\}$ and C_3 from $\{P(\lambda_2), P(\lambda_3), P(\lambda_4)\}$. The curvatures C_2 and C_3 are compared; consistent reassignment and recalculation are done in order to work at each iteration with four points $P(\lambda_1) \dots P(\lambda_4)$. The algorithm terminates when the search interval $[\lambda_1, \lambda_4]$ is smaller than a specified threshold ϵ and returns λ_{MC} .

It may happen that the curvature C_3 associated to the right-hand circle is negative at the initial stage of the search, since C_k is defined with sign in (4). By definition, the corner corresponds to a positive curvature and it lays on the left-side of the plot. Hence, the algorithm performs a check, and while $C_3 < 0$ the search extreme λ_1 is kept fixed, λ_4 is shifted toward smaller values and λ_2 and λ_3 are recalculated. The condition on C_3 is strong enough that even in case of both negative curvatures it guarantees the convergence towards the corner.

Some considerations: (a) according to the golden section search method, the algorithm needs to recalculate only one $P(\lambda)$ at each iteration (except for the first iteration), the other can be simply reassigned; this limits the calculation effort; (b) as $P(\lambda_1)$ and $P(\lambda_4)$ are distant at the first iterations, C_2 and C_3 are just rough approximations of the curvature of the L-curve in different regions, but become more accurate as the distance between the search extremes decreases.

Algorithm 1. L-curve corner search

-
- 1: Initialize λ_1 and λ_4 ; { search extremes }
 - 2: Assign ϵ ; { termination threshold }
 - 3: $\varphi \leftarrow (1 + \sqrt{5})/2$; { golden section }
 - 4: $\lambda_2 \leftarrow 10^{(x_4 + \varphi \cdot x_1) / (1 + \varphi)}$;
-

```

(Continued.)
5:  $\lambda_3 \leftarrow 10^{x_1+(x_4-x_2)}$ ;
6: for  $i = 1$  to 4 do
7:  $P_i \leftarrow \text{l\_curve\_P}(\lambda_i)$ ; {l_curve_Preturns (2)}
8: end for
9: repeat
10:  $C_2 \leftarrow \text{menger}(P_1, P_2, P_3)$ ; {mengercalls (4)}
11:  $C_3 \leftarrow \text{menger}(P_2, P_3, P_4)$ ;
12: repeat
13:  $\lambda_4 \leftarrow \lambda_3$ ;  $P_4 \leftarrow P_3$ ;
14:  $\lambda_3 \leftarrow \lambda_2$ ;  $P_3 \leftarrow P_2$ ;
15:  $\lambda_2 \leftarrow 10^{(x_4+\varphi x_1)/(1+\varphi)}$ ;
16:  $P_2 \leftarrow \text{l\_curve\_P}(\lambda_2)$ ;
17:  $C_3 \leftarrow \text{menger}(P_2, P_3, P_4)$ ;
18: until  $C_3 > 0$ 
19: if  $C_2 > C_3$  then
20:  $\lambda \leftarrow \lambda_2$ ; {store  $\lambda$ }
21:  $\lambda_4 \leftarrow \lambda_3$ ;  $P_4 \leftarrow P_3$ ;
22:  $\lambda_3 \leftarrow \lambda_2$ ;  $P_3 \leftarrow P_2$ ;
23:  $\lambda_2 \leftarrow 10^{(x_4+\varphi x_1)/(1+\varphi)}$ ;
24:  $P_2 \leftarrow \text{l\_curve\_P}(\lambda_2)$ ; {only  $P_2$  is recalculated}
25: else
26:  $\lambda \leftarrow \lambda_3$ 
27:  $\lambda_1 \leftarrow \lambda_2$ ;  $P_1 \leftarrow P_2$ ;
28:  $\lambda_2 \leftarrow \lambda_3$ ;  $P_2 \leftarrow P_3$ ;
29:  $\lambda_3 \leftarrow 10^{x_1+(x_4-x_2)}$ ;
30:  $P_3 \leftarrow \text{l\_curve\_P}(\lambda_3)$ ; {only  $P_3$  is recalculated}
31: end if
32: until  $(\lambda_4 - \lambda_1)/\lambda_4 < \epsilon$ 
33: return  $\lambda_{MC} \leftarrow \lambda$ 

```

3. Application to test problems

We tested the algorithm on small demonstrative problems, some (baart, blur, shaw and spike) chosen from the function library Regularisation Tools (RT), implemented in MATLAB [13]. This library is also employed to implement a function of the algorithm ($\text{l_curve_P}(\lambda)$) which evaluates a single point of the L-curve for a given λ . Algorithm 1 is implemented in MATLAB as well.

The application of algorithm 1 to the problem baart is shown explicitly in the following. This problem represents the discretization of a Fredholm integral equation of first kind of order n . The matrix A in (1) is therefore $n \times n$. The chosen size of the problem is $n = 32$. In this example we added random noise of relative standard deviation of 10^{-3} to the exact data. The corner of the L-curve generated by this problem is located with both algorithm 1 and the l_corner routine from RT¹. Figure 1 shows the first three iterations of the algorithm, and displays also a full L-curve obtained by dense sampling of $\text{l_curve_P}(\lambda)$ as a reference. Empty circles represent points visited at previous iterations, while filled circles represent the four points $P_1 \dots P_4$ of the given iteration. The algorithm runs by choosing as initial search extremes the default choice of the l_corner routine ($\lambda_1 = 10^{-14}$ and $\lambda_4 = 10^{-1}$). Running the algorithm on the other three mentioned problems gives similar results in term of accuracy compared to the native l_corner routine of the RT library. The optimal regularisation parameter obtained with this routine is called λ_{RT} in the following. Table 1 summarizes the results of solving the four test problems with algorithm 1 and with RT's function l_corner . λ_{MC} is the optimal regularisation parameter returned by our algorithm while λ_{RT} is the one returned by the RT routine. The MATLAB profiler was used to get the corresponding net timing² of algorithm 1 (t_{MC}), and the l_corner routine (t_{RT}). figure 2 shows the evolution of the algorithm towards convergence.

As a side note, a similar implementation of the presented algorithm could be made also using a Fibonacci search to pick the x_i in (6). In fact the Fibonacci search interval reduction ratio converges to the golden section very quickly [12].

¹ We tested our algorithm with noise relative standard deviation levels over a wide range, from 10^{-10} to 10^{-1} . Our results always matched with negligible deviation the algorithm of Regularisation Tools, taken as reference.

² Eventual plotting time not considered.

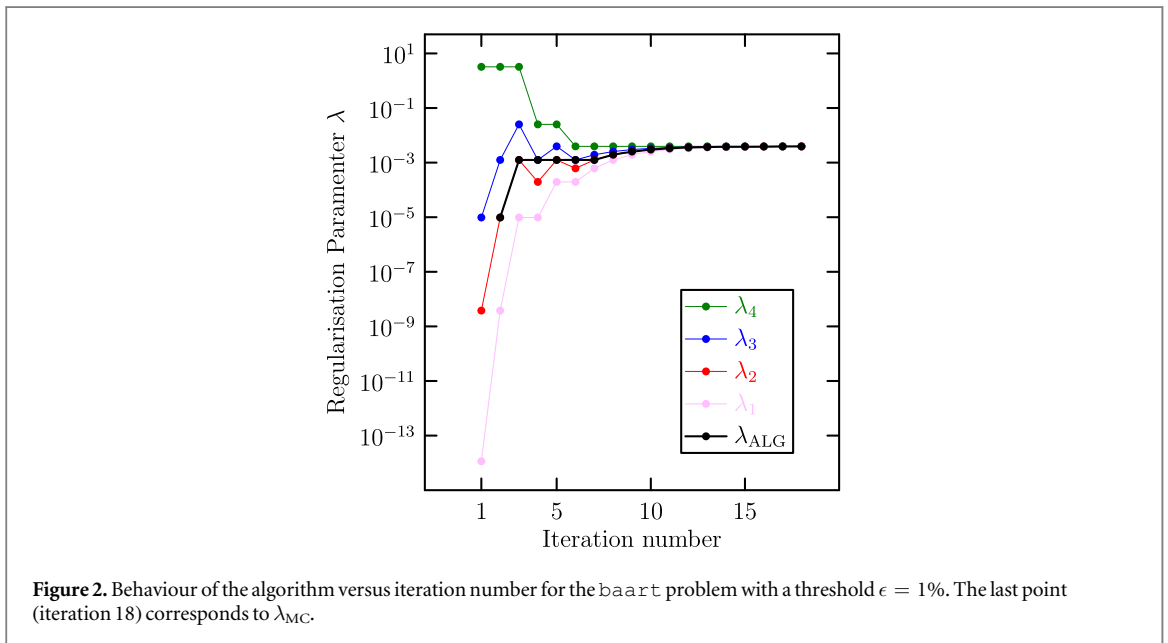
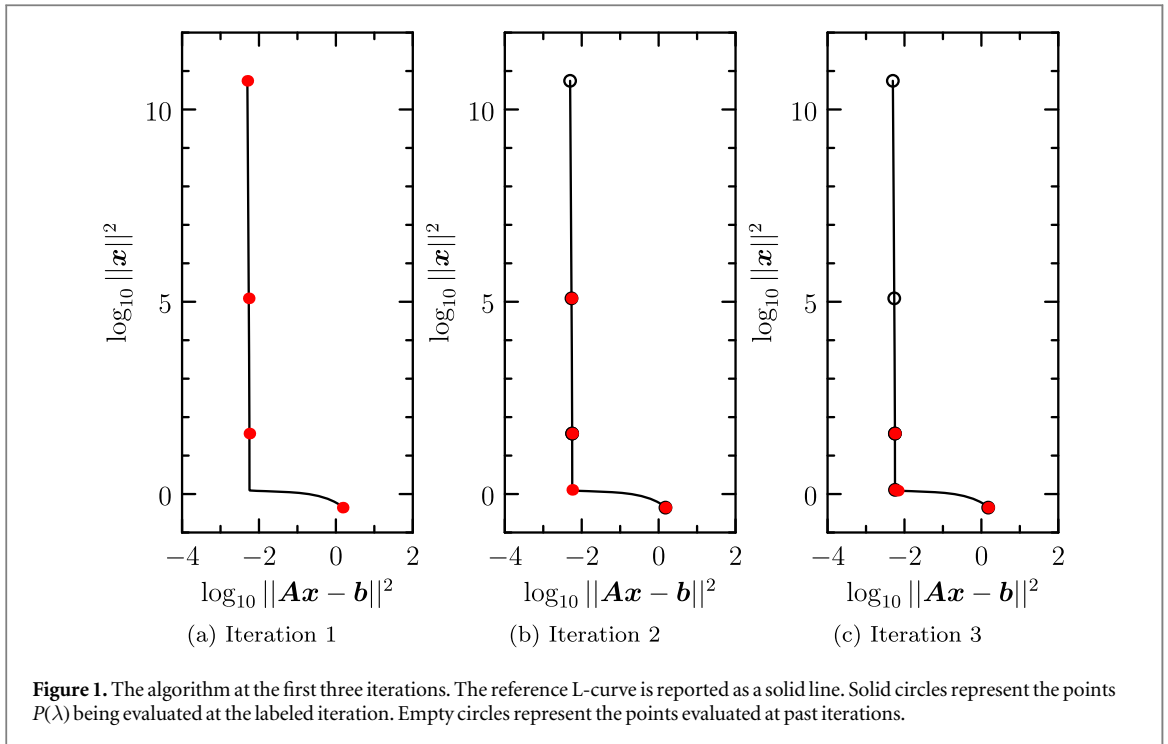
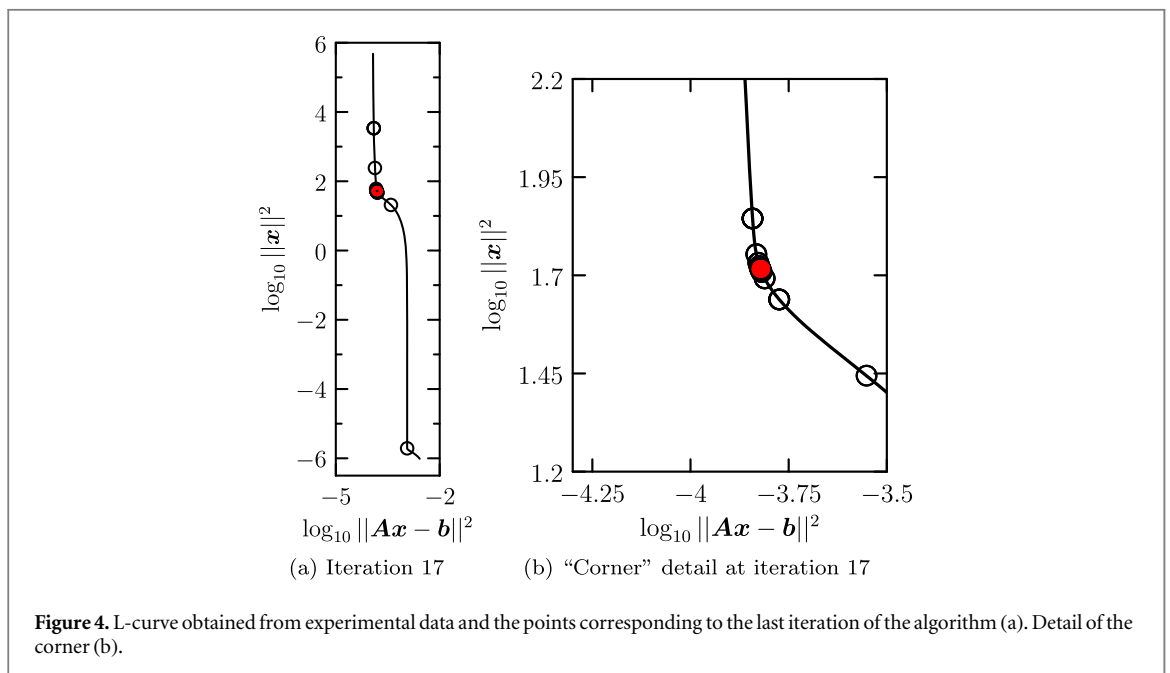
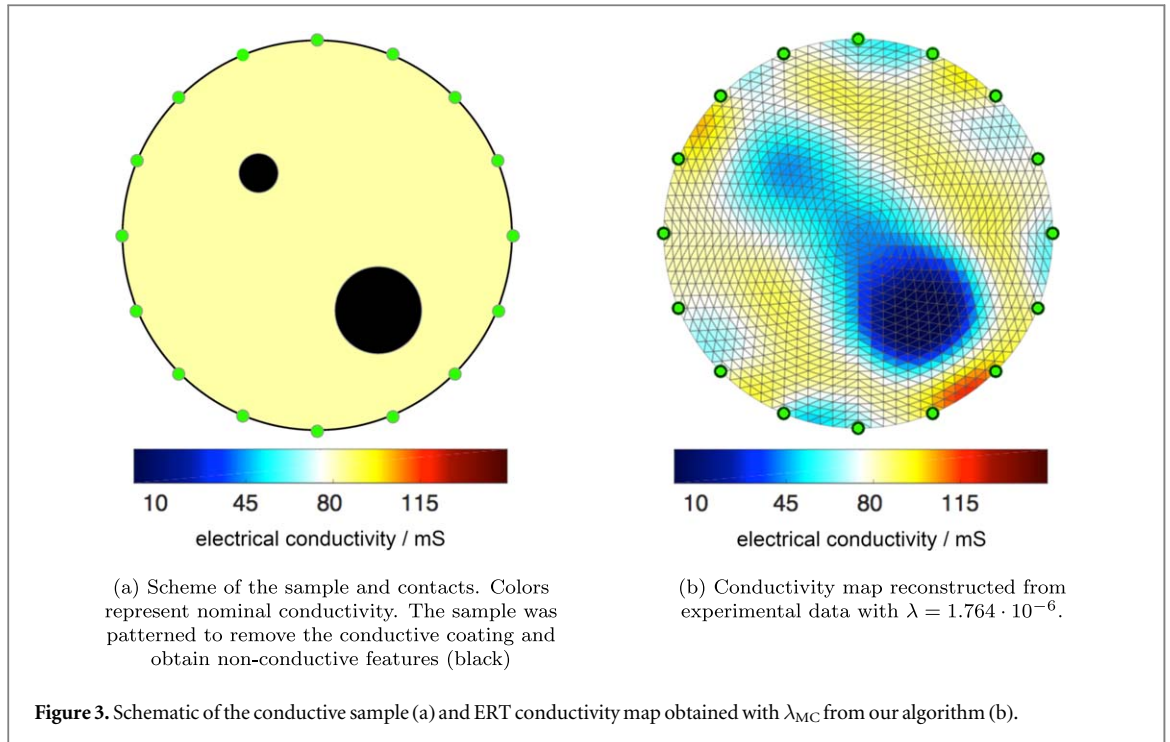


Table 1. Comparison between algorithm 1 and the analytic curvature approach on test problems.

Problem	λ_{MC}	λ_{RT}	t_{MC} (ms)	t_{RT} (ms)	iterations
baart (32)	3.92×10^{-3}	4.02×10^{-3}	73	469	18
blur (16, 4, 5)	3.18×10^{-4}	3.20×10^{-4}	82	459	15
shaw (32)	8.65×10^{-4}	8.28×10^{-4}	69	473	17
spike (32, 5)	1.65×10^{-4}	1.60×10^{-4}	61	461	17

4. Application to electrical resistance tomography

The following shows the application of algorithm 1 to electrical resistance tomography (ERT) [14]. In this experiment we used a patterned tin-oxide conductive sample of circular geometry, with electrical contacts on its



boundary (see figure 3(a)). Four-terminal resistance measurements are performed with a scanning setup; the measurements are the elements of the data vector \mathbf{b} . A detailed description of the experiment is given in [15, 16]. The ERT problem solution is obtained by solving a discretized Laplace equation with Tikhonov regularisation, a formulation compatible with the calculation of a continuous L-curve. EIDORS [17] routines are used to generate a two-dimensional circular mesh (2304 elements) with 16 contact points at the boundary (corresponding to a \mathbf{b} of size 208), to discretize the Laplace equation and obtain matrix \mathbf{A} . The reconstructed image shown in figure 3(b). Figure 4 reports the main results of the application of algorithm 1 to ERT experimental data. Figure 4(a) shows the L-curve and the last iteration of algorithm 1; figure 4(b) the detail of the corner. The optimal regularisation parameter returned by the algorithm with $\epsilon = 1\%$ is $\lambda_{MC} = 1.8 \cdot 10^{-6}$. The relative difference between λ_{MC} and λ_{RT} is negligible (1 part in 10^{13}).

5. Conclusions

The proposed algorithm allows, given an inverse problem having the form (1), the determination of the regularisation parameter λ_{MC} corresponding to the maximum positive curvature of the L-curve. The algorithm is designed for maximum simplicity of implementation on already existing solvers. On both test problems or in a real electrical resistance tomography problem, convergence is achieved in less than 20 iterations. Compared to a common routine for the location of the L-curve corner such as `Regularisation Tools` the present algorithm returns strongly compatible results with a reduced calculation effort.

Acknowledgments

The work has been developed within the Joint Research Project 16NRM01 GRACE: Developing electrical characterisation methods for future graphene electronics. This project has received funding from the EMPIR programme co-financed by the Participating States and from the European Union's Horizon 2020 research and innovation programme.

Data availability statement

The data that support the findings of this study are available upon reasonable request from the authors.

ORCID iDs

Alessandro Cultrera  <https://orcid.org/0000-0001-8965-9116>

Luca Callegaro  <https://orcid.org/0000-0001-5997-9960>

References

- [1] Tikhonov A N, Goncharsky A, Stepanov V and Yagola A G 2013 *Numerical Methods for the Solution of Ill-Posed Problems* (New York, US: Springer Science & Business Media)
- [2] Hansen P C 1998 *Rank-Deficient and Discrete Ill-Posed Problems: Numerical Aspects of Linear Inversion* (Philadelphia, US: Society for Industrial and Applied Mathematics)
- [3] Hansen P C 1992 Analysis of discrete ill-posed problems by means of the L-curve *SIAM Rev.* **34** 561
- [4] Hansen P C and O'Leary D P 1993 The use of the L-curve in the regularization of discrete ill-posed problems *SIAM J. Sci. Comput.* **14** 1487
- [5] Hansen P C, Jensen T K and Rodriguez G 2007 An adaptive pruning algorithm for the discrete L-curve criterion *J. Comput. Appl. Math.* **198** 483
- [6] Castellanos J L, Gómez S and Guerra V 2002 The triangle method for finding the corner of the L-curve *Appl. Numer. Math.* **43** 359
- [7] Calvetti D, Golub G H and Reichel L 1999 Estimation of the L-curve via lanczos bidiagonalization *BIT Numer. Math.* **39** 603
- [8] Choi M-B, Shin J, Ji H-I, Kim H, Son J-W, Lee J-H, Kim B-K, Lee H-W and Yoon K J 2019 Interpretation of impedance spectra of solid oxide fuel cells: L-curve criterion for determination of regularization parameter in distribution function of relaxation times technique *JOM* **71** 3825
- [9] Xu Y, Pei Y and Dong F 2016 An extended L-curve method for choosing a regularization parameter in electrical resistance tomography *Meas. Sci. Technol.* **27** 114002
- [10] Menger K 1930 Untersuchungen über Allgemeine Metrik *Math. Ann.* **103** 466
- [11] Pajot H 2002 *Analytic Capacity, Rectifiability, Menger Curvature and Cauchy Integral* (Berlin, DE: Springer Science & Business Media)
- [12] Kiefer J 1953 Sequential minimax search for a maximum *P. Am. Math. Soc.* **4** 502
- [13] Hansen P C 1994 Regularization tools: a MATLAB package for analysis and solution of discrete ill-posed problems *Numer. Algorithms* **6** 1
- [14] Seo J K and Woo E J 2013 *Nonlinear Inverse Problems in Imaging* (Chichester, UK: John Wiley & Sons, Ltd) Chap. Electrical Impedance Tomography
- [15] Cultrera A *et al* 2019 Mapping the conductivity of graphene with Electrical Resistance Tomography *Sci. Rep.* **9** 10655
- [16] Cultrera A and Callegaro L 2016 Electrical resistance tomography of conductive thin films *IEEE Trans. Instrum. Meas.* **65** 2101
- [17] Adler A and Lionheart W R 2005 EIDORS: Towards a community-based extensible software base for EIT *VI Conf. on Biomedical Applications of Electrical Impedance Tomography (London, UK, 22–24 June 2005)*